

SOLUTION BRIEF

Real-Time Dashboards

Display Performance Metrics in Real-Time and Historically Over Time

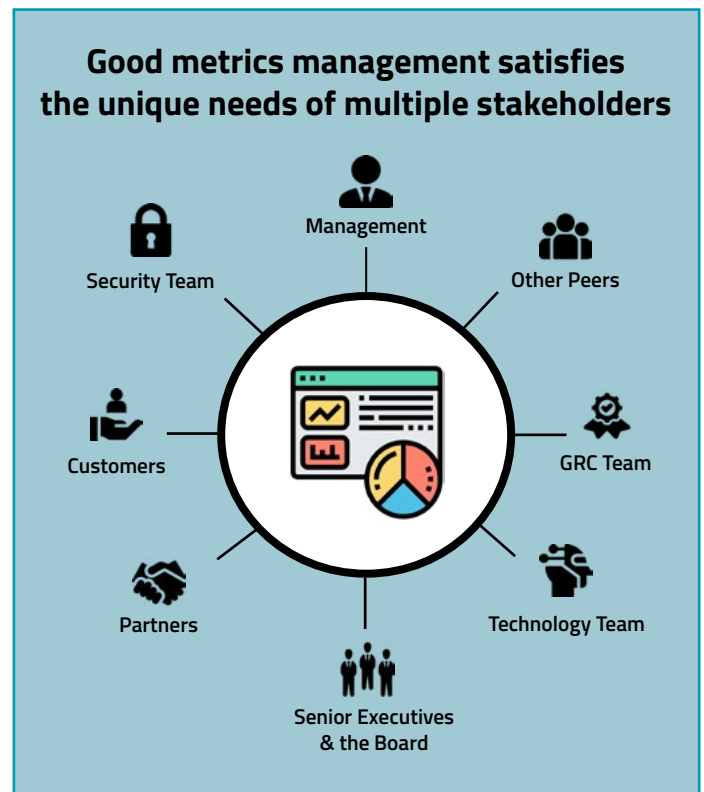


Real-Time Dashboards

Organizations operate in dynamic environments that are constantly changing – fluctuations in assets and services connecting to the network, distributed workforces, expansion of the attack surface, and the introduction of more sophisticated attack vectors. This flux produces operational challenges which must always be monitored.

Real-time dashboards provide the most relevant data and make it easier to manage on a day-to-day basis. Additionally, they improve reporting by aggregating data into a single location.

Offering a current snapshot of operations at a granular level with real-time analytics dashboards, organizations can make quick decisions about security with greater confidence and resolve problems faster.



Solution Overview

VULNERA's dashboards provides a graphical user interface that is automatically updated with the most current data of the organization's internal and external hosts, services, and vulnerabilities. These visualizations feature a combination of historical data and real-time information that can be helpful in identifying bleeding-edge risks, trends, and anomalies.

Designed for different roles within the organization, the dashboards can fulfill many applications for security, business, and compliance teams. A security analyst would benefit from visualizations on vulnerability-related metrics, while a C-level executive like the CISO can review key business metrics.

The dashboards provide an immediate feedback loop for maximizing risk reduction and tracking remediation progress, as well as acting as a looking glass to track trends and systemic issues over time.



Figure 1. Issue and Host Count by Day

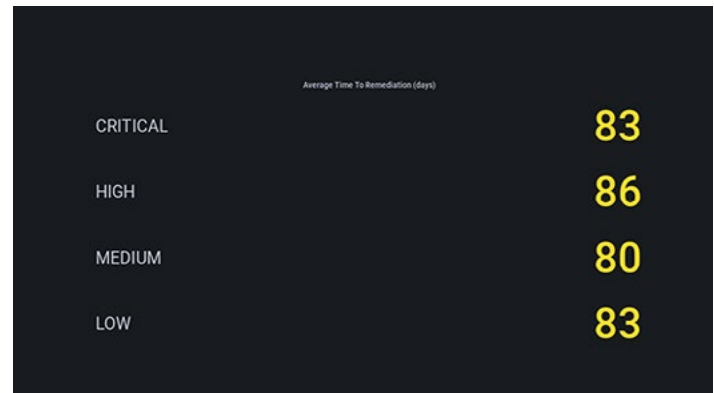


Figure 2. Mean Time to Resolution (MTTR)

How It Works

VULNERA's real-time dashboards make it easy for organizations to identify systemic issues impacting multiple sites, system owners, operating systems, ports, etc. Security teams can analyze how a unique named issue is impacting all organizational assets now and historically over time. Individual IP addresses (servers, databases, etc.) can be monitored to maximize risk reduction on critical assets.

- Drill into issues by logical site (HQ, branch office, colo, etc.), individual assets (IP address), or named issue
- Ability to download any tabular view directly into CSV or Excel format for offline processing or downstream uploading
- NOC/SOC ready interface plugs directly into existing security and network operational team workflows
- Dedicated remediation tracking and top issues dashboards create immediate feedback loop on issues that need immediate attention and where progress is made
- Dedicated CISO dashboard tracks progress metrics for simplified reporting and upstream communication

Drive Decisions with One Source of Truth

No matter your role on the team, real-time dashboards help satisfy the needs of executives, technology and security teams, and operations and project management teams.

Organizations can achieve superior oversight of analytics and network security while gathering and leveraging the business intelligence needed to drive decision-making at the highest level. This frees up existing resources to focus efforts on remediation.

The dashboards make it easy for executives to review key data in an easily digestible format. As a result, they are better able to identify and correlate negative trends in organizational risk and understand which security controls are performing efficiently.



For IT & Security Teams

- Enable cross-organizational access to consistent, single-source-of-truth data
- Empowers a self-service data culture in a single visualization
- Decreases costs by optimizing resource allocation



For CISOs

- Reveals current security posture, including open/closed vulnerabilities, and validation of remediation
- Data-driven insight improves employee communication and productivity
- Ensures security controls are being applied once vulnerabilities have been identified



For Risk & Compliance Teams

- Find and fix violations of security and compliance policies
- Provides instant answers to assets which are non-compliant
- Facilitates compliance auditing through real-time and historical analytics

About VULNERA

Security assessments should empower companies to achieve compliance while also improving the security of the organization. The industry is riddled with variances in quality, fragmented offerings, logistical constraints, and resource limitations. That's why VULNERA has built vulnerability management solutions that help organizations with the heavy-lifting so stakeholders can focus on what matters – remediating security issues.

CONTACT

To learn more about VULNERA's real-time dashboards and other security challenges, please visit www.vulnera.com or call +1 626.515. 5523 for a discussion with a vulnerability expert.